

MEMORY MATCH

Have an adult cut out the cards from all six pages. Fold each card on the indicated line and glue or tape the inside to make a two-sided card with the logo on one side and the character on the other. Place the cards character side down on a smooth surface and mix them up. Turn over two cards at a time to see if they match. If they don't, turn them face down again. Take turns turning over cards using your memory to recall where a matching card may be located. The person who matches the most pairs wins!




FOLD

Disney
MOANA
NOVEMBER 23
IN 3D AND REAL D 3D



FOLD



FOLD



FOLD

Disney
MOANA
NOVEMBER 23
IN 3D AND REAL D 3D



FOLD

©DISNEY

PG
PARENTAL GUIDANCE
SUGGESTED

MEMORY MATCH



Have an adult cut out the cards from all six pages. Fold each card on the indicated line and glue or tape the inside to make a two-sided card with the logo on one side and the character on the other. Place the cards character side down on a smooth surface and mix them up. Turn over two cards at a time to see if they match. If they don't, turn them face down again. Take turns turning over cards using your memory to recall where a matching card may be located. The person who matches the most pairs wins!



FOLD




FOLD



FOLD



FOLD



MEMORY MATCH

Have an adult cut out the cards from all six pages. Fold each card on the indicated line and glue or tape the inside to make a two-sided card with the logo on one side and the character on the other. Place the cards character side down on a smooth surface and mix them up. Turn over two cards at a time to see if they match. If they don't, turn them face down again. Take turns turning over cards using your memory to recall where a matching card may be located. The person who matches the most pairs wins!



FOLD

FOLD

FOLD

FOLD

FOLD

FOLD

FOLD

FOLD

FOLD

FOLD

MEMORY MATCH



Have an adult cut out the cards from all six pages. Fold each card on the indicated line and glue or tape the inside to make a two-sided card with the logo on one side and the character on the other. Place the cards character side down on a smooth surface and mix them up. Turn over two cards at a time to see if they match. If they don't, turn them face down again. Take turns turning over cards using your memory to recall where a matching card may be located. The person who matches the most pairs wins!



FOLD



FOLD



FOLD



FOLD



©DISNEY

PG
PARENTAL GUIDANCE
SUGGESTED

MEMORY MATCH

Have an adult cut out the cards from all six pages. Fold each card on the indicated line and glue or tape the inside to make a two-sided card with the logo on one side and the character on the other. Place the cards character side down on a smooth surface and mix them up. Turn over two cards at a time to see if they match. If they don't, turn them face down again. Take turns turning over cards using your memory to recall where a matching card may be located. The person who matches the most pairs wins!




FOLD

Disney
MOANA
NOVEMBER 23
IN 3D AND REAL D 3D



FOLD



FOLD



FOLD

Disney
MOANA
NOVEMBER 23
IN 3D AND REAL D 3D






MEMORY MATCH

Have an adult cut out the cards from all six pages. Fold each card on the indicated line and glue or tape the inside to make a two-sided card with the logo on one side and the character on the other. Place the cards character side down on a smooth surface and mix them up. Turn over two cards at a time to see if they match. If they don't, turn them face down again. Take turns turning over cards using your memory to recall where a matching card may be located. The person who matches the most pairs wins!



FOLD



FOLD



©DISNEY

PG
PARENTAL GUIDANCE
SUGGESTED